




# EARTH DAY Activities





**This workbook belongs to:**

---



# DID YOU KNOW?

## ABOUT EARTH DAY?



Earth Day is recognized every year to raise awareness of environmental issues and inspire an appreciation for the environment.



**Senator Gaylord Nelson conceived Earth Day in the early 1960s.**



**Earth Day always falls on April 22.**



**It's known as "International Mother Earth Day" around the world.**



**The first Earth Day was in 1970.**



**About one billion people recognize Earth Day each year.**

# HAPPY EARTH DAY

1

EARTH DAY



APRIL 22

**Earth Day is a day in April.  
It is a day to care for our  
Earth.**

2



**Earth Day is a day to pick  
up trash. It is a day to  
plant trees.**

3



**Earth Day is a day to save  
water. It is a day to  
recycle.**

4



**Earth Day is a day in April.  
But we can make every  
day Earth Day!**

# EARTH DAY WORDS

**Earth**



**recycle**




**reuse**



**sun**



**reduce**



**can**




**plastic**



**plant**



**water**



# THE THREE R'S

**Reduce**

to use less of something



**Reuse**

to use again

**Recycle**

to change waste into a usable material again



There are many different ways we can help our earth. Some of the best ways are using the three R's.



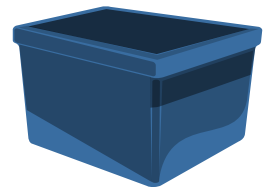

# RECYCLE, REUSE OR COMPOST?

Circle all waste items that do not belong to the group.

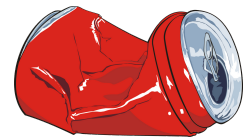
## Recycle



## Reuse



## Compost



# TAKE CARE OF THE EARTH

Cut and paste pictures from old newspaper, magazine, or draw your own image on how to take care of our planet earth.

**Things I can do to help the Earth.**

**Things I can recycle.**







**Things I can reduce.**

**Things I can reuse.**



# EARTH DAY SHADOWS

Draw a line to match the shadows of these items related to Earth Day.




# EARTH DAY CHALLENGE

Saving the earth starts with simple green acts. With the help of your parents, do five in a row or as many as you can!

Go for a walk and pick up three pieces of garbage.



Turn off lights in your house when you are not in the room.



Shut off the water while you are brushing your teeth.



Go for a walk and enjoy nature.




Plant seeds or a tree.



Recycle plastics and tin containers at home.




Save leftovers.



Be nice to worms.




Share a book with a friend.



build a compost pile.



Pet an animal.



Find something that can be reused.



# EARTH DAY WORD SEARCH

Saving the earth starts with simple green acts. With the help of your parents, do five in a row or as many as you can!

B	O	O	R	G	R	A	S	S	D	F
L	I	T	T	E	R	R	Z	P	F	G
N	J	I	T	R	E	E	R	R	R	P
E	B	A	T	W	C	D	E	I	L	R
T	W	P	O	S	Y	U	U	N	S	E
B	R	L	S	J	C	C	S	G	N	S
D	F	A	D	W	L	E	E	T	E	E
Y	L	N	S	I	E	V	V	T	T	R
G	A	T	O	H	A	K	S	G	T	V
S	K	S	P	S	N	A	T	U	R	E
H	E	W	G	M	W	E	A	R	T	H

clean

grass

nature

recycle

trash

earth

green

plants

reduce

tree

flowers

lake

preserve

reuse

waste

glass

litter

save

water

# THIS OR THAT?


Circle the things you will do to help our mother earth.



**OR**



**OR**



**OR**



**OR**



**OR**



# EARTH DAY SECRET CODE

Crack the secret message by solving the mathematical equations below. What is Earth's message for everyone?

$3 + 2 = \underline{\quad\quad} \quad \mathbf{E} \quad 2 + 2 = \underline{\quad\quad} \quad \mathbf{T} \quad 9 - 2 = \underline{\quad\quad} \quad \mathbf{R}$

$0 + 8 = \underline{\quad\quad} \quad \mathbf{P} \quad 3 + 2 = \underline{\quad\quad} \quad \mathbf{A} \quad 7 - 6 = \underline{\quad\quad} \quad \mathbf{N}$

$10 - 4 = \underline{\quad\quad} \quad \mathbf{L}$



$$\begin{array}{r} \hline 8 \end{array} \quad \begin{array}{r} \hline 6 \end{array} \quad \begin{array}{r} \hline 5 \end{array} \quad \begin{array}{r} \hline 1 \end{array} \quad \begin{array}{r} \hline 4 \end{array}$$

$$\begin{array}{r} \hline 5 \end{array}$$

$$\begin{array}{r} \hline 4 \end{array} \quad \begin{array}{r} \hline 7 \end{array} \quad \begin{array}{r} \hline 5 \end{array} \quad \begin{array}{r} \hline 5 \end{array}$$

# EARTH DAY GRAPH





Find and graph the items listed. Then answer the questions below.



10				
9				
8				
7				
6				
5				
4				
3				
2				
1				



How many of each?


<input type="text"/>		<input type="text"/>	
<input type="text"/>		<input type="text"/>	

Which item did you find the most of?

Which item did you find the least of?

# EARTH DAY COUNTING


How many items do you see in each box? Color the correct number.




- 2      3      4



- 5      6      7



- 2      3      4



- 4      5      6

# FIND THE PATTERN

Find the patterns in the area below and circle them.

Pattern 1:



Pattern 3:



Pattern 2:






Pattern 4:






# GOOD OR BAD?

Which of these things are bad for the environment, and which are good? Circle the good one and box the bad one.



# EARTH DAY SORTING


Cut and paste the pictures that belongs to each category below.



**compost**



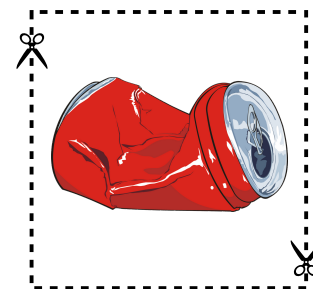



**can**



**plastic**




**paper**



# I CAN SAVE THE EARTH

Trace the sentences below.


I can plant seeds.



I can compost.



I can recycle.



I can turn off lights.

I can help save  
the earth!



# EARTH DAY WORD LADDER

Let's climb this ladder by filling the empty steps with words related to our planet. Start by filling in each step with a new word using any letter from the words below.

**Parent Tip:** Ask your child to think of words related to Earth day before starting.

earth

grow

clean

reduce

green

protect

preserve

care

# EARTH DAY PATTERN

Look at the patterns below. Cut out the images at the bottom. Paste the image that comes next in each pattern.



# EARTH DAY PLEDGE DAY

Reflect on what will and will not do in terms of daily habits that will help contribute to taking care of the Earth.

I will



by:


Hello, My name is

I will not



# EARTH DAY MAZE

Help the sunshine make the sprout grow by using crayons.



# EARTH DAY SCAVENGER HUNT

Go to your backyard and try to spot the items below. Circle the item on this worksheet once you find it.




**flower**




**leaf**



**grass**



**stick**



**rocks**



**cloud**



**tree**



**butterfly**


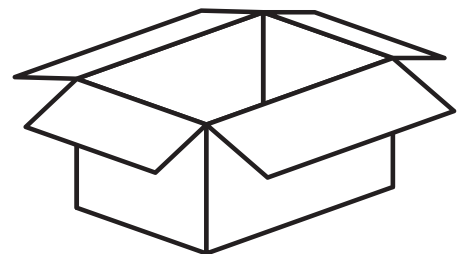



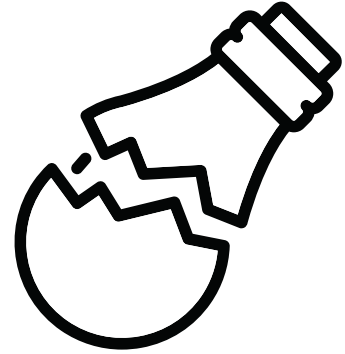


**water**




# COLOR THE WASTE

Color all the organic waste red. Color all the paper waste green. Color all the glass waste blue.



# EARTH DAY COLORING


HAPPY EARTH DAY!



# EARTH DAY COLORING



# EARTH DAY COLORING



A  
**GREEN**  
*planet*  
IS A

**CLEAN**  
**PLANET**



# EARTH DAY COLORING



*everyday is*  
**EARTH  
DAY**

# EARTH DAY PUZZLE

Color in the picture, then cut around the pieces. Ask a friend or family member if they can put your puzzle back together.

